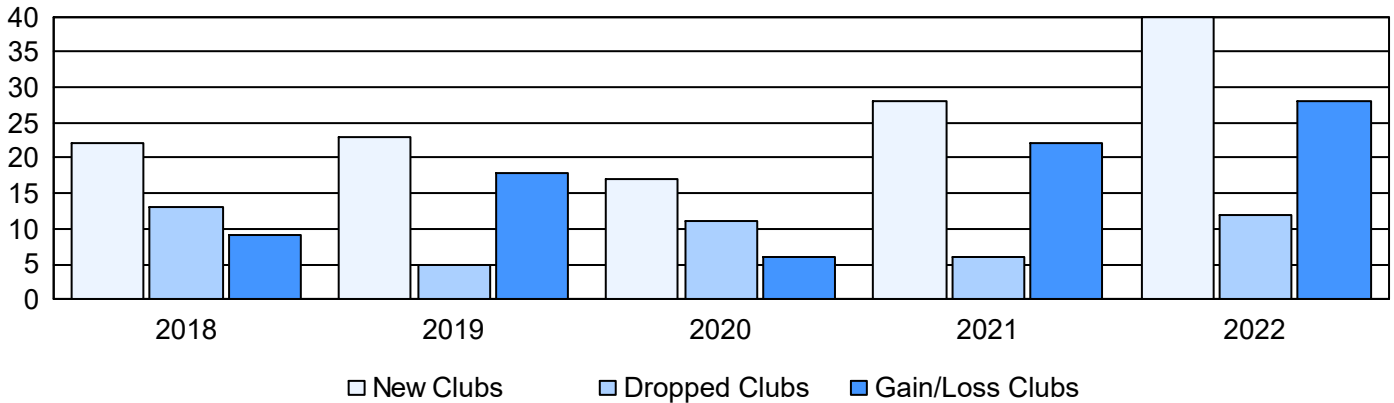
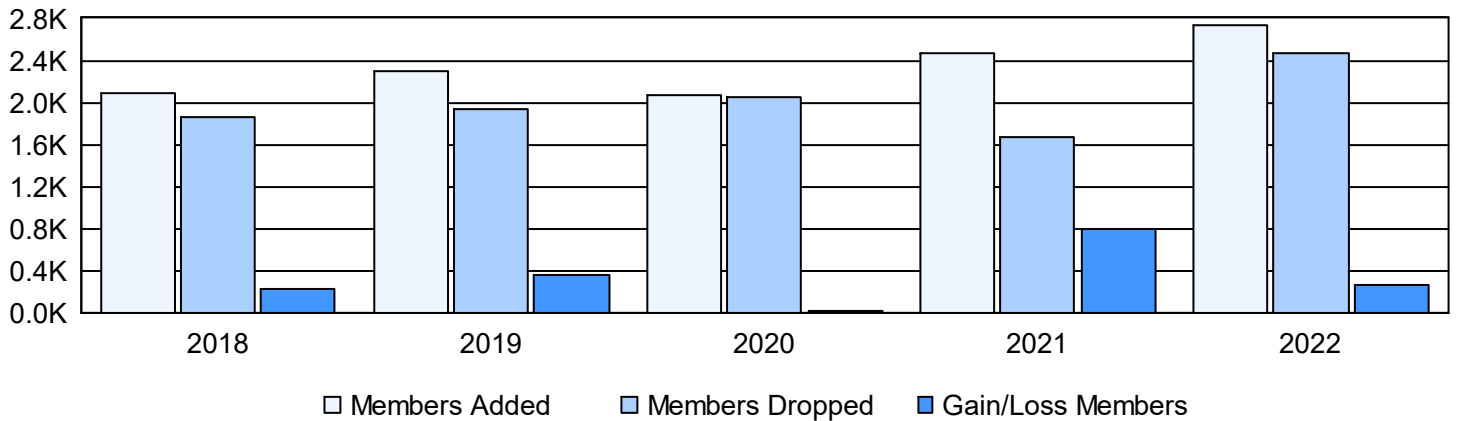


| Year | New Clubs | Dropped Clubs | Gain/Loss Clubs | New Members | Charter Members | Reinstate Members | Transfer Members | Total Member Added | Total Members Dropped | Gain/Loss Members |
|----------------|-----------|---------------|-----------------|--------------|-----------------|-------------------|------------------|--------------------|-----------------------|-------------------|
| 2017-2018 | 22 | 13 | 9 | 1,385 | 589 | 90 | 27 | 2,091 | 1,860 | 231 |
| 2018-2019 | 23 | 5 | 18 | 1,415 | 707 | 62 | 106 | 2,290 | 1,940 | 350 |
| 2019-2020 | 17 | 11 | 6 | 1,434 | 491 | 99 | 51 | 2,075 | 2,057 | 18 |
| 2020-2021 | 28 | 6 | 22 | 1,559 | 753 | 94 | 62 | 2,468 | 1,678 | 790 |
| 2021-2022 | 40 | 12 | 28 | 1,405 | 1,169 | 117 | 40 | 2,731 | 2,465 | 266 |
| Average | 26 | 9 | 17 | 1,440 | 742 | 92 | 57 | 2,331 | 2,000 | 331 |

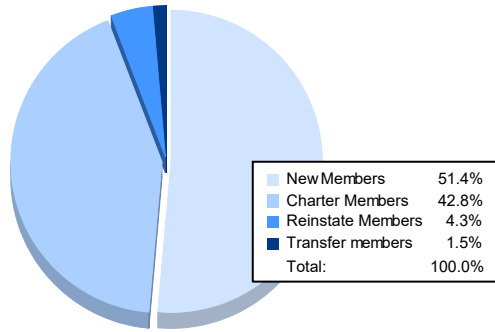
Clubs



Members



Membership Composition June 2022 Cumulative



Gender Composition June 2022 Cumulative

